

Signify Classified - Internal
Cooper Lighting Solutions Photometric Lab
1121 Highway 74 South
Peachtree City, GA 30269



Scaled data based on original data using
LM-79-08 Approved Method: Electrical and Photometric Measurements of Solid-
State Lighting Products

Test Report Prepared for
Cooper Lighting Solutions
(formerly Eaton)

Brand: STREETWORKS

Report Number: P868030

Luminaire Tested: **MEM2-HSN-SA-40-727-U-T3**

Issue Date: 08/21/2024

Test Information

Test Method: LM-79-08
Report Number: P868030
Test Lab: INNOVATION CENTER(G3)
Issue Date: 08/21/2024
Manufacturer: COOPER LIGHTING SOLUTIONS (FORMERLY EATON)
Product Line: STREETWORKS
Catalog Number: MEM2-HSN-SA-40-727-U-T3
Description: EPIC MODERN SHORT HOUSING DISCRETE LED ARRAYS 40W 70CRI 2700K
FITXURE w/ TYPE III DISTRIBUTION OPTIC
Light Source: (10) 2700K CCT, 70 CRI LEDS
Ballast/Driver: ELECTRONIC DRIVER

Summary

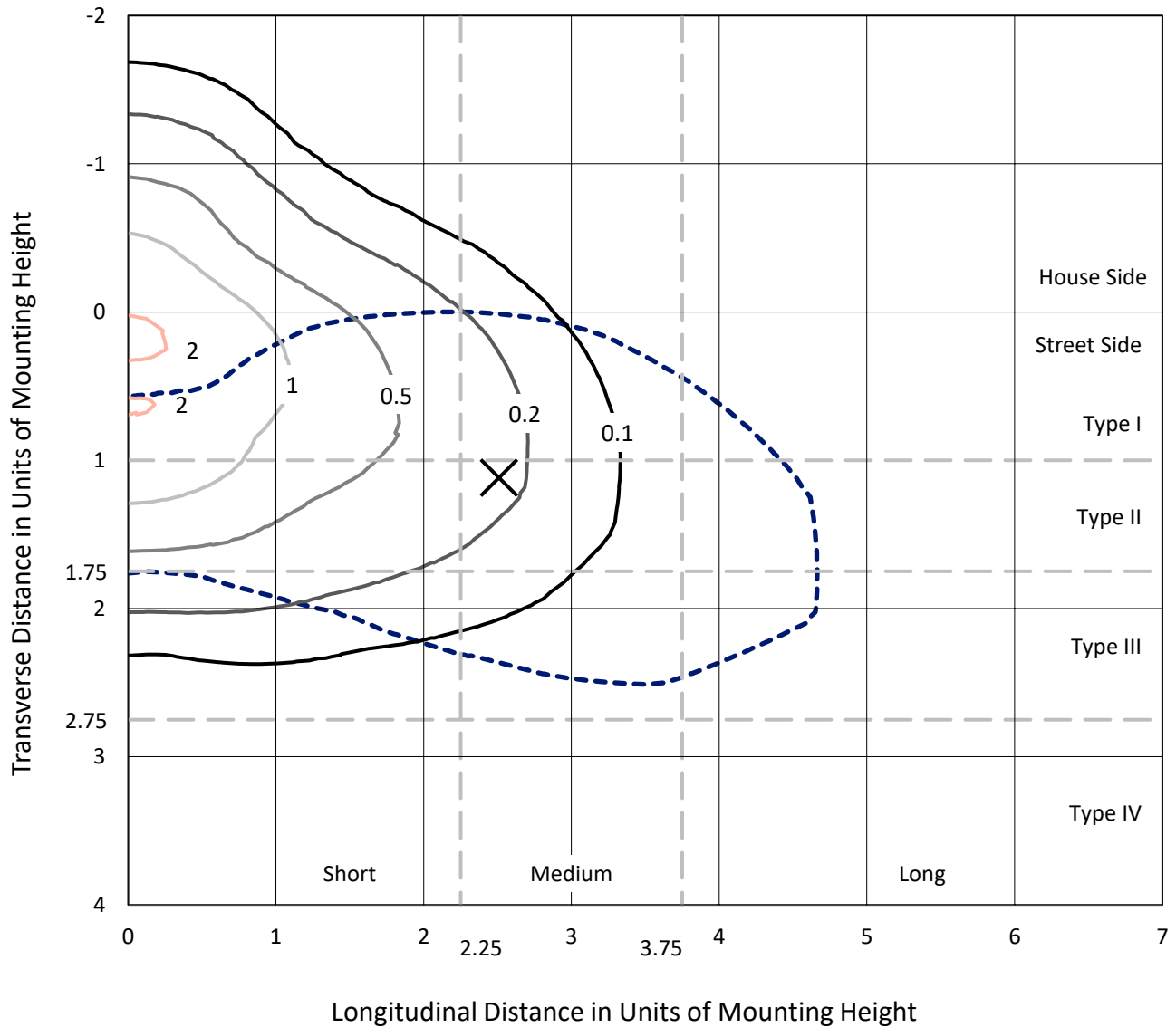
Lumens per Lamp: N/A
Luminaire Lumens: 4590.4 lumens
Efficiency: N/A
Efficacy: 140.0 lumens/watt
Luminous Opening: Rectangular (W 0.33' x L: 0.33' x H: 0')
IES Classification: Type III - Medium
BUG Rating: B1 - U0 - G1

Input Watts (W): 32.8
Input Voltage (V): 120
Input Current (A_{in}): NR
Voltage Rise (V): NR
Power Factor: 0.99
Total Harmonic Distortion (THDi): 9.76%
Frequency (hertz): 60
Stabilization Time: NR
Operation Time: NR
Ambient Temperature (°C): NR
Test Distance: 24 FT

REPORT NUMBER: P868030
 CATALOG NUMBER: MEM2-HSN-SA-40-727-U-T3

Iso-Footcandle Lines of Horizontal Illumination

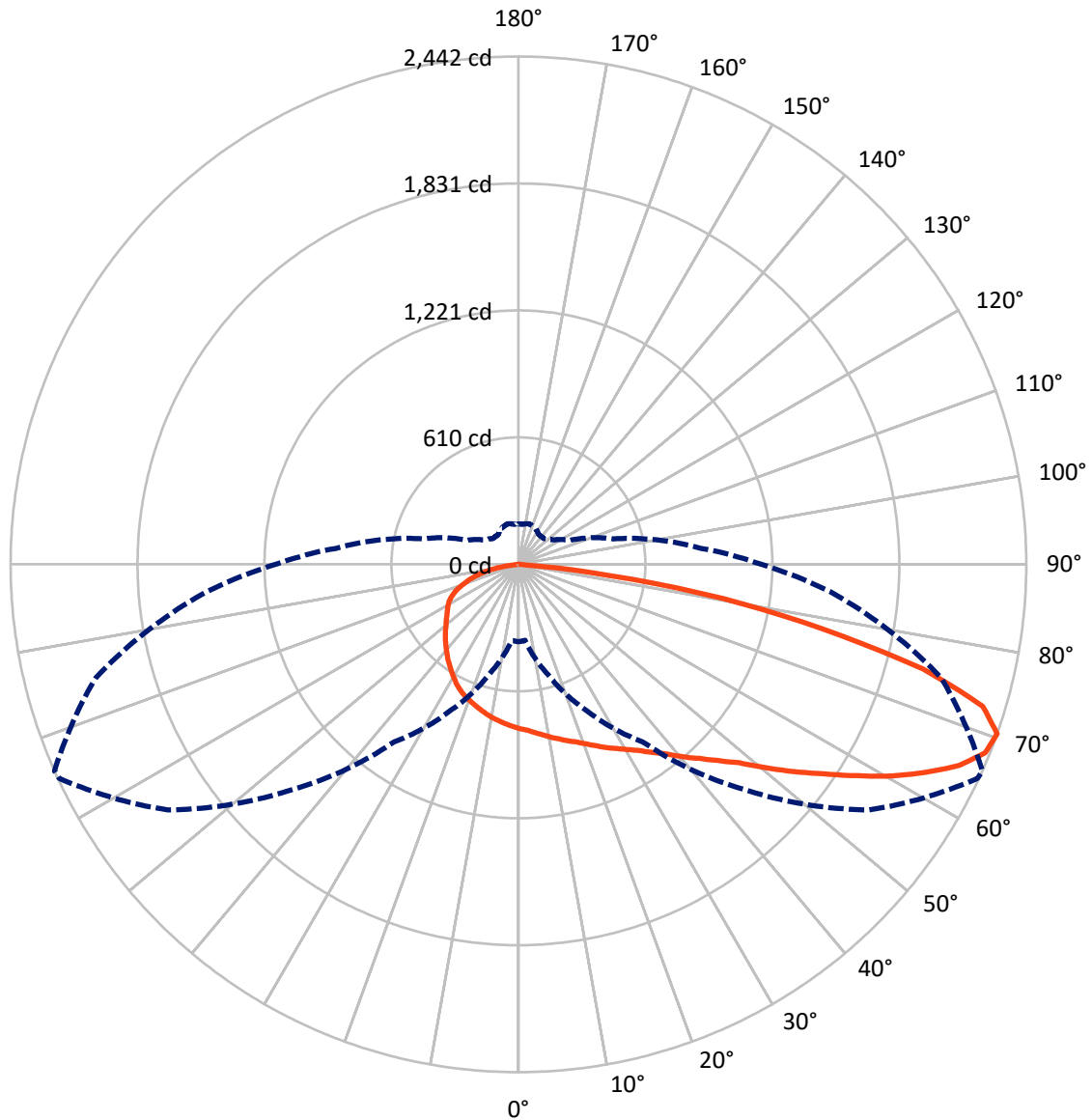
✕ Max cd
 - - - 1/2 Max cd



Based on 20 foot mounting height. Maximum calculated value = 2.1 fc
 Type III - Medium - N/A

REPORT NUMBER: P868030
CATALOG NUMBER: MEM2-HSN-SA-40-727-U-T3

Luminous Intensity Polar Plot



— Vertical Plane Through 66-Deg Lateral - - - Horizontal Cone Through 70-Deg Vertical

REPORT NUMBER: P868030
 CATALOG NUMBER: MEM2-HSN-SA-40-727-U-T3

FLUX DISTRIBUTION:

		Downward	Upward	Total
House Side	Lumens	1183.0	0.0	1183.0
	% Fixture	25.8	0.0	25.8
Street Side	Lumens	3407.5	0.0	3407.5
	% Fixture	74.2	0.0	74.2
Total	Lumens	4590.4	0.0	4590.4
	% Fixture	100.0	0.0	100.0

ZONAL LUMENS:

Zone	Lumens	% Fixture
0°-10°	75.6	1.6
10°-20°	225.1	4.9
20°-30°	378.2	8.2
30°-40°	569.7	12.4
40°-50°	773.4	16.8
50°-60°	919.1	20.0
60°-70°	938.0	20.4
70°-80°	627.4	13.7
80°-90°	83.9	1.8
90°-100°	0.0	0.0
100°-110°	0.0	0.0
110°-120°	0.0	0.0
120°-130°	0.0	0.0
130°-140°	0.0	0.0
140°-150°	0.0	0.0
150°-160°	0.0	0.0
160°-170°	0.0	0.0
170°-180°	0.0	0.0
0°-90°	4590.4	100.0
0°-180°	4590.4	100.0

Coefficient of Utilization



REPORT NUMBER: P868030

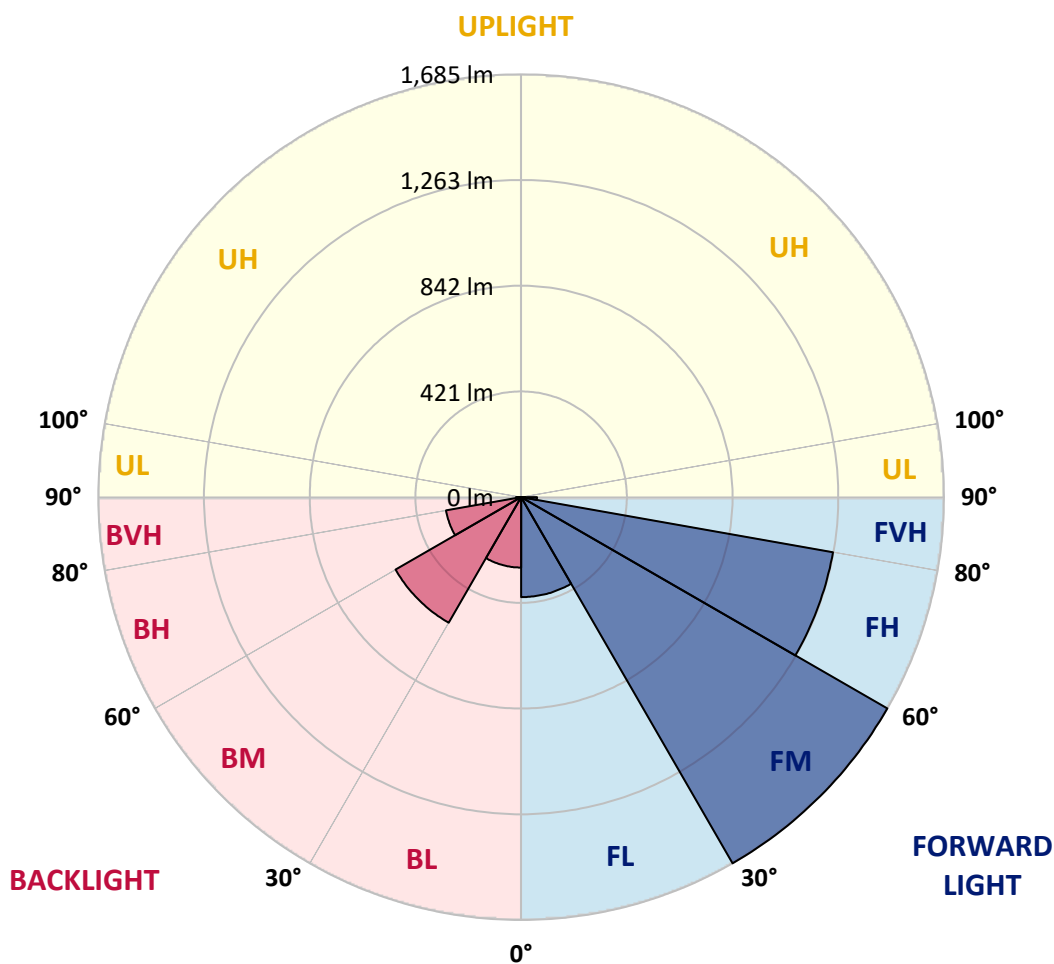
CATALOG NUMBER: MEM2-HSN-SA-40-727-U-T3

LUMINAIRE CLASSIFICATION SYSTEM LUMEN TABLE AND BUG RATING:

Zone	Lumens	% Fixture	Zone Rating/Lumen Limit		
			B	U	G
FL (0°-30°)	398.4	8.7			
FM (30°-60°)	1684.6	36.7			
FH (60°-80°)	1261.6	27.5			G1/1800
FVH (80°-90°)	62.9	1.4			G1/100
BL (0°-30°)	280.5	6.1	B1/500		
BM (30°-60°)	577.7	12.6	B1/1000		
BH (60°-80°)	303.8	6.6	B1/500		G1/500
BVH (80°-90°)	21.1	0.5			G1/100
UL (90°-100°)	0.0	0.0		U0/0	
UH (100°-180°)	0.0	0.0		U0/0	

BUG Rating: B1-U0-G1

Type III Medium





REPORT NUMBER: P868030

CATALOG NUMBER: MEM2-HSN-SA-40-727-U-T3

CANDELA DISTRIBUTION (FULL):

	0°	5°	15°	25°	35°	45°	55°	65°	66°	75°	85°
0°	789.8	789.8	789.8	789.8	789.8	789.8	789.8	789.8	789.8	789.8	789.8
2.5°	818.1	814.4	811.7	813.5	808.1	809.9	803.5	798.9	798.0	796.2	794.4
5°	843.6	843.6	839.1	839.1	832.7	831.8	822.6	812.6	812.6	806.2	798.9
7.5°	871.0	869.2	863.7	862.8	855.5	853.7	843.6	828.1	827.2	815.3	804.4
10°	890.1	891.0	887.4	887.4	881.9	877.4	862.8	846.4	844.5	829.0	811.7
12.5°	904.7	906.5	905.6	905.6	901.1	901.1	884.7	862.8	860.9	840.9	816.3
15°	920.2	919.3	922.1	923.0	921.1	918.4	906.5	881.0	880.1	853.7	822.6
17.5°	933.9	933.0	933.9	938.5	939.4	939.4	927.5	901.1	897.4	869.2	828.1
20°	942.1	943.9	947.6	953.1	955.8	963.1	953.1	924.8	921.1	885.6	840.0
22.5°	973.1	967.7	970.4	974.0	977.7	987.7	978.6	949.4	946.7	910.2	853.7
25°	1026.0	1026.0	1019.6	1013.3	1008.7	1013.3	1006.0	977.7	975.9	932.1	869.2
27.5°	1118.1	1118.1	1104.5	1080.7	1050.6	1042.4	1037.0	1007.8	1002.3	955.8	879.2
30°	1234.9	1238.5	1213.9	1173.8	1118.1	1081.7	1068.0	1036.1	1033.3	979.5	894.7
32.5°	1359.8	1367.1	1348.9	1290.5	1199.3	1128.2	1106.3	1073.4	1067.1	1007.8	914.8
35°	1472.0	1479.3	1454.7	1400.0	1283.2	1195.7	1151.9	1114.5	1110.8	1044.3	944.9
37.5°	1563.2	1565.0	1549.5	1482.9	1353.4	1252.2	1208.4	1163.7	1156.4	1088.0	976.8
40°	1659.9	1667.2	1651.7	1569.6	1417.3	1313.3	1265.0	1223.0	1216.6	1133.6	1006.9
42.5°	1761.1	1760.2	1760.2	1644.4	1481.1	1364.4	1326.1	1279.6	1275.9	1180.2	1039.7
45°	1823.1	1826.8	1816.7	1689.1	1575.1	1417.3	1385.4	1351.6	1345.2	1244.9	1082.6
47.5°	1838.6	1830.4	1784.8	1723.7	1680.9	1472.0	1460.1	1440.1	1425.5	1316.0	1135.5
50°	1817.7	1804.9	1778.4	1739.2	1720.1	1537.7	1535.8	1545.9	1535.8	1402.7	1196.6
52.5°	1739.2	1737.4	1732.8	1742.0	1711.0	1589.7	1621.6	1656.2	1654.4	1491.2	1260.4
55°	1574.1	1586.0	1640.7	1698.2	1676.3	1625.2	1717.3	1783.9	1776.6	1595.1	1326.1
57.5°	1405.4	1417.3	1487.5	1624.3	1642.6	1663.5	1825.0	1928.9	1917.1	1708.2	1386.3
60°	1258.6	1245.8	1316.0	1513.0	1595.1	1698.2	1931.7	2075.8	2065.7	1821.3	1448.3
62.5°	1026.0	1038.8	1151.0	1350.7	1528.5	1720.1	2019.2	2208.9	2202.5	1925.3	1498.5
65°	811.7	794.4	963.1	1180.2	1413.6	1712.8	2094.9	2333.9	2329.3	2027.4	1536.8
67.5°	551.8	539.9	762.4	1010.5	1257.7	1654.4	2112.2	2417.8	2419.6	2087.6	1546.8
70°	372.1	366.6	548.1	777.0	1041.5	1528.5	2058.4	2435.1	2441.5	2103.1	1502.1
72.5°	274.5	273.6	401.3	554.5	775.2	1290.5	1911.6	2322.0	2333.9	1993.7	1370.8
75°	216.1	218.9	286.4	394.0	517.1	954.9	1607.9	1990.9	2009.2	1721.9	1138.2
77.5°	176.9	176.9	200.6	282.7	345.7	592.8	1156.4	1457.4	1493.9	1328.8	876.5
80°	143.2	145.9	148.7	197.0	228.9	338.4	673.1	972.2	998.7	925.7	632.9
82.5°	78.4	83.9	81.2	102.1	114.9	156.9	267.2	393.1	433.2	385.8	287.3
85°	5.5	3.6	6.4	8.2	10.0	15.5	21.0	29.2	27.4	39.2	20.1
87.5°	0.9	0.9	0.9	1.8	1.8	2.7	3.6	3.6	3.6	3.6	3.6
90°	0.0	0.0	0.0	0.0	0.0	0.0	0.0	0.0	0.0	0.0	0.0



REPORT NUMBER: P868030

CATALOG NUMBER: MEM2-HSN-SA-40-727-U-T3

CANDELA DISTRIBUTION (continued):

	90°	95°	105°	115°	125°	135°	145°	155°	165°	175°	180°
0°	789.8	789.8	789.8	789.8	789.8	789.8	789.8	789.8	789.8	789.8	789.8
2.5°	793.5	788.9	781.6	779.8	777.0	773.4	769.7	764.3	762.4	764.3	766.1
5°	794.4	788.0	776.1	768.8	761.5	755.2	747.9	740.6	736.0	736.9	740.6
7.5°	797.1	788.0	769.7	757.9	746.0	736.0	724.1	715.9	710.5	711.4	714.1
10°	800.8	788.0	766.1	746.0	729.6	715.0	703.2	693.1	687.7	686.8	687.7
12.5°	801.7	787.1	757.9	733.3	713.2	694.0	681.3	672.2	666.7	664.0	665.8
15°	804.4	784.3	749.7	719.6	695.0	674.9	659.4	648.4	644.8	643.0	642.1
17.5°	808.1	783.4	742.4	705.9	676.7	653.9	640.2	629.3	624.7	622.9	624.7
20°	813.5	784.3	734.2	692.2	660.3	637.5	622.0	611.1	607.4	606.5	605.6
22.5°	820.8	786.2	727.8	679.5	642.1	619.3	603.8	596.5	593.7	594.6	594.6
25°	828.1	788.0	718.7	662.1	622.9	599.2	588.3	582.8	584.6	588.3	588.3
27.5°	834.5	787.1	705.9	643.9	600.1	578.2	570.0	570.9	575.5	581.9	582.8
30°	842.7	787.1	692.2	621.1	574.6	553.6	551.8	559.1	566.4	572.7	572.7
32.5°	855.5	792.5	681.3	598.3	548.1	531.7	539.9	549.9	558.2	564.5	566.4
35°	877.4	804.4	674.0	575.5	522.6	510.7	526.2	542.7	548.1	552.7	553.6
37.5°	898.3	815.3	664.9	553.6	496.1	491.6	512.6	529.9	530.8	533.5	533.5
40°	918.4	823.6	653.0	529.9	470.6	470.6	495.2	509.8	508.0	505.3	506.2
42.5°	940.3	828.1	639.3	508.0	449.6	449.6	469.7	482.5	481.5	485.2	487.9
45°	966.7	837.2	621.1	487.9	427.7	424.1	440.5	451.5	465.1	481.5	486.1
47.5°	1003.2	850.0	606.5	466.0	409.5	396.7	403.1	425.9	441.4	455.1	456.9
50°	1041.5	868.2	593.7	443.2	387.6	364.8	370.3	395.8	404.9	410.4	413.1
52.5°	1082.6	882.8	582.8	424.1	364.8	332.0	339.3	363.9	370.3	374.8	375.8
55°	1118.1	894.7	569.1	405.8	340.2	301.0	310.1	333.8	340.2	345.7	345.7
57.5°	1155.5	905.6	560.0	390.3	313.7	275.4	281.8	305.5	314.6	316.5	319.2
60°	1186.5	915.7	551.8	375.8	289.1	252.6	257.2	278.2	289.1	290.0	291.8
62.5°	1208.4	922.1	547.2	357.5	264.5	229.8	233.5	254.5	267.2	270.0	270.9
65°	1222.1	925.7	539.0	333.8	243.5	210.7	210.7	231.7	244.4	250.8	252.6
67.5°	1215.7	919.3	517.1	306.4	224.4	191.5	190.6	211.6	222.5	226.2	227.1
70°	1166.5	881.9	472.4	272.7	204.3	174.2	172.4	191.5	201.6	193.3	194.3
72.5°	1066.2	797.1	411.3	238.9	183.3	157.8	156.0	172.4	173.3	173.3	172.4
75°	898.3	651.2	328.3	203.4	161.4	140.5	141.4	154.1	155.0	159.6	156.9
77.5°	688.6	482.5	256.3	162.3	136.8	124.9	129.5	134.1	140.5	146.8	140.5
80°	500.7	332.9	177.8	121.3	105.8	105.8	107.6	112.2	121.3	127.7	121.3
82.5°	214.3	146.8	82.1	60.2	52.0	51.1	52.0	52.0	63.8	65.7	57.5
85°	16.4	13.7	10.0	10.0	8.2	4.6	4.6	3.6	2.7	2.7	2.7
87.5°	3.6	2.7	2.7	2.7	1.8	1.8	1.8	1.8	1.8	1.8	1.8
90°	0.0	0.0	0.0	0.0	0.0	0.0	0.0	0.0	0.0	0.0	0.0

LM-79-2019: Approved Method: Electrical and Photometric Measurements of Solid-State Lighting Products

Report Prepared for

Cooper Lighting Solutions

Streetworks

Report Number: SP1-2407-157-3

Test Date: 08/07/2024

Luminaire Tested: MEM2-HTN-SA-40-727-U-5WQ-2

Data in this report applies to families of products including MEM2-HTN-SA-40-727-U-5WQ-2

Test Information

Test Method: LM-79-2019
 Report Number: SP1-2407-157-3
 Test Lab: COOPER LIGHTING SOLUTIONS
 Photometer: SP1 - 76IN SPHERE
 Measurement Geometry: 4π
 Issue Date: 08/20/2024
 Manufacturer: COOPER LIGHTING SOLUTIONS
 Product Line: Streetworks
 Catalog Number: **MEM2-HTN-SA-40-727-U-5WQ-2**
 Description: Epic Modern Light Square 40W 5WQ Optic and Flare Trim

Spectral Parameters

CCT (K): 2747
 CIE u': 0.2606
 CIE v': 0.5257
 Duv: -0.0005
 CIE x: 0.4552
 CIE y: 0.4082
 CIE z: 0.1366
 Peak Wavelength (nm): 597
 Dominant Wavelength (nm): 584
 Purity: 59.16856
 R_f: 75.5
 R_g: 93.6

CRI (Ra):	71.7		
R1:	68.1	R9:	-35.3
R2:	83.9	R10:	64.2
R3:	94.7	R11:	61.7
R4:	66.3	R12:	53.9
R5:	67.4	R13:	71.2
R6:	78.7	R14:	97.6
R7:	75.0	R15:	59.3
R8:	39.4		



Test Conditions

Stabilization Time: 22M
 Operation Time: 1H 22M
 Sphere Temperature (°C): 24.2

REPORT NUMBER: SP1-2407-157-3

Measurement and Test Equipment			
Instrument	Identification Number	Calibration Date	Calibration Due Date
Photometer	IN0058	6/18/2024	12/18/2024
Power Meter	INXT2011004	2/8/2024	2/8/2025
AC Power Source	IN0063	10/24/2023	10/24/2024
DC Power Source	IN0208	10/24/2023	10/24/2024
Sphere Thermometer	IN0085	10/24/2023	10/24/2024
Room Thermometer	IN0046	10/24/2023	10/24/2024

REPORT NUMBER: SP1-2407-157-3

CIE 1931 Chromaticity Diagram



CIE 1931 Chromaticity Diagram with 2017 ANSI 7-Step and 4-Step Quadrangles



CCT = 2747K
 CIE x = 0.4552
 CIE y = 0.4082
 Duv = -0.0005

Point lies inside the ANSI 2700K 4-step quadrangle

REPORT NUMBER: SP1-2407-157-3

Photopic Flux vs. Wavelength



Photopic Lumens: NR

λ (nm)	Power W [^] /nm	Lumens (φ/nm)	λ (nm)	Power W [^] /nm	Lumens (φ/nm)	λ (nm)	Power W [^] /nm	Lumens (φ/nm)	λ (nm)	Power W [^] /nm	Lumens (φ/nm)	λ (nm)	Power W [^] /nm	Lumens (φ/nm)
360	0	NR	490	103	NR	620	846	NR	750	20	NR	880	0	NR
365	0	NR	495	130	NR	625	784	NR	755	17	NR	885	1	NR
370	0	NR	500	171	NR	630	720	NR	760	15	NR	890	0	NR
375	0	NR	505	221	NR	635	652	NR	765	13	NR	895	0	NR
380	0	NR	510	268	NR	640	587	NR	770	11	NR	900	0	NR
385	0	NR	515	313	NR	645	521	NR	775	9	NR	905	0	NR
390	0	NR	520	350	NR	650	461	NR	780	8	NR	910	0	NR
395	0	NR	525	381	NR	655	406	NR	785	7	NR	915	0	NR
400	0	NR	530	407	NR	660	353	NR	790	6	NR	920	0	NR
405	2	NR	535	435	NR	665	307	NR	795	5	NR	925	0	NR
410	4	NR	540	462	NR	670	264	NR	800	4	NR	930	0	NR
415	9	NR	545	496	NR	675	227	NR	805	4	NR	935	0	NR
420	20	NR	550	534	NR	680	196	NR	810	3	NR	940	0	NR
425	38	NR	555	582	NR	685	167	NR	815	3	NR	945	0	NR
430	69	NR	560	638	NR	690	144	NR	820	2	NR	950	0	NR
435	120	NR	565	700	NR	695	122	NR	825	2	NR	955	0	NR
440	193	NR	570	767	NR	700	103	NR	830	2	NR	960	0	NR
445	316	NR	575	836	NR	705	88	NR	835	2	NR	965	0	NR
450	469	NR	580	898	NR	710	74	NR	840	1	NR	970	0	NR
455	431	NR	585	947	NR	715	63	NR	845	1	NR	975	0	NR
460	264	NR	590	982	NR	720	54	NR	850	1	NR	980	0	NR
465	197	NR	595	997	NR	725	46	NR	855	1	NR	985	0	NR
470	155	NR	600	997	NR	730	39	NR	860	1	NR	990	0	NR
475	108	NR	605	978	NR	735	33	NR	865	1	NR	995	0	NR
480	90	NR	610	947	NR	740	28	NR	870	1	NR	1000	0	NR
485	92	NR	615	900	NR	745	24	NR	875	1	NR			

REPORT NUMBER: SP1-2407-157-3

Scotopic Flux vs. Wavelength



Scotopic Lumens: NR

S/P: 1.13

λ (nm)	Power W [^] /nm	Lumens (φ/nm)	λ (nm)	Power W [^] /nm	Lumens (φ/nm)	λ (nm)	Power W [^] /nm	Lumens (φ/nm)	λ (nm)	Power W [^] /nm	Lumens (φ/nm)	λ (nm)	Power W [^] /nm	Lumens (φ/nm)
360	0	NR	490	103	NR	620	846	NR	750	20	NR	880	0	NR
365	0	NR	495	130	NR	625	784	NR	755	17	NR	885	1	NR
370	0	NR	500	171	NR	630	720	NR	760	15	NR	890	0	NR
375	0	NR	505	221	NR	635	652	NR	765	13	NR	895	0	NR
380	0	NR	510	268	NR	640	587	NR	770	11	NR	900	0	NR
385	0	NR	515	313	NR	645	521	NR	775	9	NR	905	0	NR
390	0	NR	520	350	NR	650	461	NR	780	8	NR	910	0	NR
395	0	NR	525	381	NR	655	406	NR	785	7	NR	915	0	NR
400	0	NR	530	407	NR	660	353	NR	790	6	NR	920	0	NR
405	2	NR	535	435	NR	665	307	NR	795	5	NR	925	0	NR
410	4	NR	540	462	NR	670	264	NR	800	4	NR	930	0	NR
415	9	NR	545	496	NR	675	227	NR	805	4	NR	935	0	NR
420	20	NR	550	534	NR	680	196	NR	810	3	NR	940	0	NR
425	38	NR	555	582	NR	685	167	NR	815	3	NR	945	0	NR
430	69	NR	560	638	NR	690	144	NR	820	2	NR	950	0	NR
435	120	NR	565	700	NR	695	122	NR	825	2	NR	955	0	NR
440	193	NR	570	767	NR	700	103	NR	830	2	NR	960	0	NR
445	316	NR	575	836	NR	705	88	NR	835	2	NR	965	0	NR
450	469	NR	580	898	NR	710	74	NR	840	1	NR	970	0	NR
455	431	NR	585	947	NR	715	63	NR	845	1	NR	975	0	NR
460	264	NR	590	982	NR	720	54	NR	850	1	NR	980	0	NR
465	197	NR	595	997	NR	725	46	NR	855	1	NR	985	0	NR
470	155	NR	600	997	NR	730	39	NR	860	1	NR	990	0	NR
475	108	NR	605	978	NR	735	33	NR	865	1	NR	995	0	NR
480	90	NR	610	947	NR	740	28	NR	870	1	NR	1000	0	NR
485	92	NR	615	900	NR	745	24	NR	875	1	NR			

REPORT NUMBER: SP1-2407-157-3

Melanopic Flux vs. Wavelength



Melanopic Lumens: NR

M/P: 2.04

λ (nm)	Power W [^] /nm	Lumens (φ/nm)	λ (nm)	Power W [^] /nm	Lumens (φ/nm)	λ (nm)	Power W [^] /nm	Lumens (φ/nm)	λ (nm)	Power W [^] /nm	Lumens (φ/nm)	λ (nm)	Power W [^] /nm	Lumens (φ/nm)
360	0	NR	490	103	NR	620	846	NR	750	20	NR	880	0	NR
365	0	NR	495	130	NR	625	784	NR	755	17	NR	885	1	NR
370	0	NR	500	171	NR	630	720	NR	760	15	NR	890	0	NR
375	0	NR	505	221	NR	635	652	NR	765	13	NR	895	0	NR
380	0	NR	510	268	NR	640	587	NR	770	11	NR	900	0	NR
385	0	NR	515	313	NR	645	521	NR	775	9	NR	905	0	NR
390	0	NR	520	350	NR	650	461	NR	780	8	NR	910	0	NR
395	0	NR	525	381	NR	655	406	NR	785	7	NR	915	0	NR
400	0	NR	530	407	NR	660	353	NR	790	6	NR	920	0	NR
405	2	NR	535	435	NR	665	307	NR	795	5	NR	925	0	NR
410	4	NR	540	462	NR	670	264	NR	800	4	NR	930	0	NR
415	9	NR	545	496	NR	675	227	NR	805	4	NR	935	0	NR
420	20	NR	550	534	NR	680	196	NR	810	3	NR	940	0	NR
425	38	NR	555	582	NR	685	167	NR	815	3	NR	945	0	NR
430	69	NR	560	638	NR	690	144	NR	820	2	NR	950	0	NR
435	120	NR	565	700	NR	695	122	NR	825	2	NR	955	0	NR
440	193	NR	570	767	NR	700	103	NR	830	2	NR	960	0	NR
445	316	NR	575	836	NR	705	88	NR	835	2	NR	965	0	NR
450	469	NR	580	898	NR	710	74	NR	840	1	NR	970	0	NR
455	431	NR	585	947	NR	715	63	NR	845	1	NR	975	0	NR
460	264	NR	590	982	NR	720	54	NR	850	1	NR	980	0	NR
465	197	NR	595	997	NR	725	46	NR	855	1	NR	985	0	NR
470	155	NR	600	997	NR	730	39	NR	860	1	NR	990	0	NR
475	108	NR	605	978	NR	735	33	NR	865	1	NR	995	0	NR
480	90	NR	610	947	NR	740	28	NR	870	1	NR	1000	0	NR
485	92	NR	615	900	NR	745	24	NR	875	1	NR			

Summary

$R_f = 75.5$
 $R_g = 93.6$
 $CIE R_a = 71.7$
 $R_9 = -35.3$



Color Vector Graphics



Individual Sample Fidelity Index ($R_{f,i}$)

CES01 = 86	CES26 = 68	CES51 = 87	CES76 = 63
CES02 = 63	CES27 = 90	CES52 = 85	CES77 = 79
CES03 = 31	CES28 = 87	CES53 = 78	CES78 = 66
CES04 = 71	CES29 = 71	CES54 = 86	CES79 = 87
CES05 = 50	CES30 = 85	CES55 = 84	CES80 = 85
CES06 = 52	CES31 = 74	CES56 = 75	CES81 = 67
CES07 = 42	CES32 = 66	CES57 = 75	CES82 = 93
CES08 = 41	CES33 = 80	CES58 = 76	CES83 = 91
CES09 = 29	CES34 = 79	CES59 = 85	CES84 = 89
CES10 = 77	CES35 = 89	CES60 = 90	CES85 = 72
CES11 = 60	CES36 = 93	CES61 = 81	CES86 = 59
CES12 = 66	CES37 = 88	CES62 = 91	CES87 = 77
CES13 = 43	CES38 = 93	CES63 = 77	CES88 = 79
CES14 = 74	CES39 = 97	CES64 = 67	CES89 = 65
CES15 = 72	CES40 = 93	CES65 = 66	CES90 = 80
CES16 = 48	CES41 = 93	CES66 = 63	CES91 = 80
CES17 = 51	CES42 = 89	CES67 = 61	CES92 = 55
CES18 = 57	CES43 = 78	CES68 = 68	CES93 = 72
CES19 = 73	CES44 = 99	CES69 = 78	CES94 = 48
CES20 = 67	CES45 = 85	CES70 = 63	CES95 = 66
CES21 = 88	CES46 = 81	CES71 = 61	CES96 = 76
CES22 = 80	CES47 = 86	CES72 = 86	CES97 = 81
CES23 = 92	CES48 = 74	CES73 = 56	CES98 = 76
CES24 = 91	CES49 = 79	CES74 = 93	CES99 = 64
CES25 = 73	CES50 = 86	CES75 = 66	



Color Rendition by Hue-Angle Bin



Measure Comparisons



(END OF REPORT)